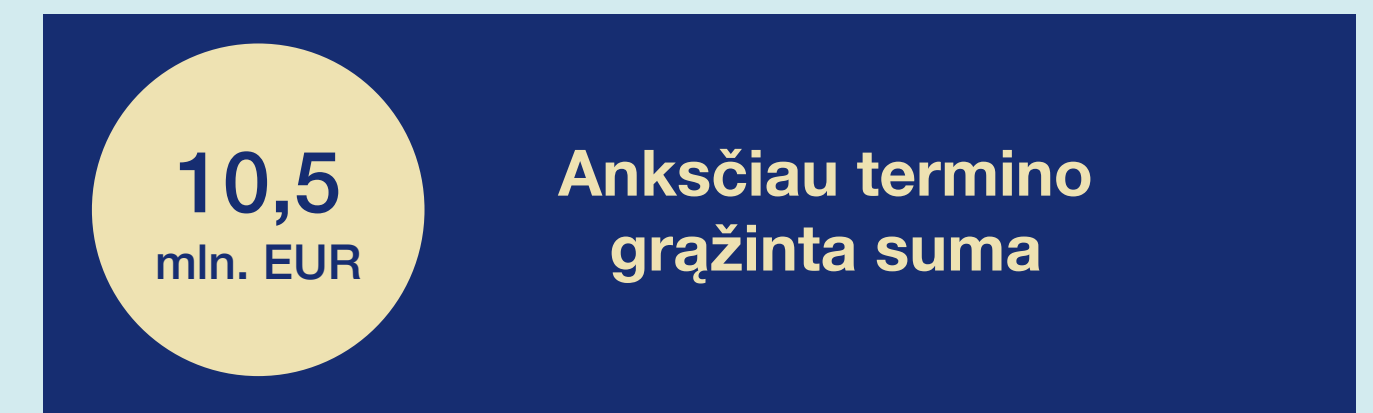
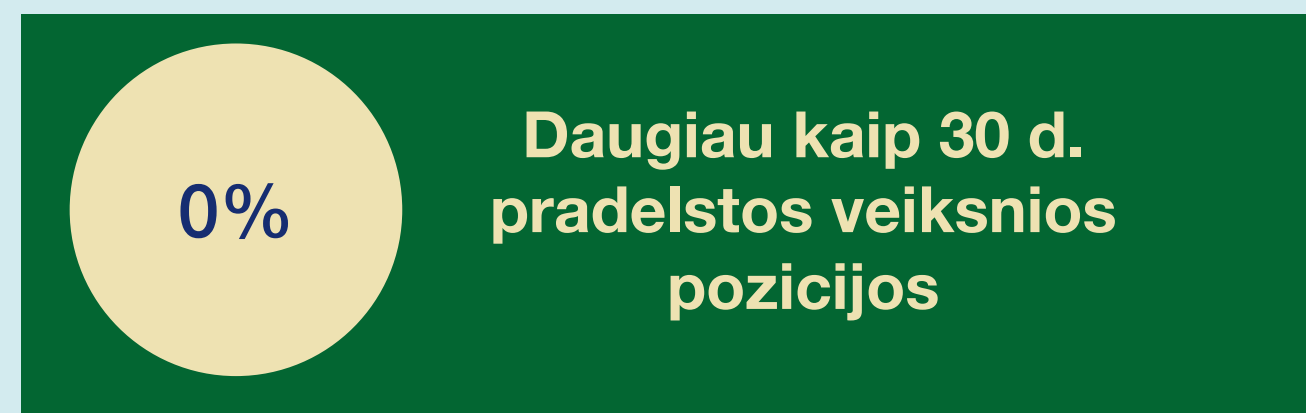
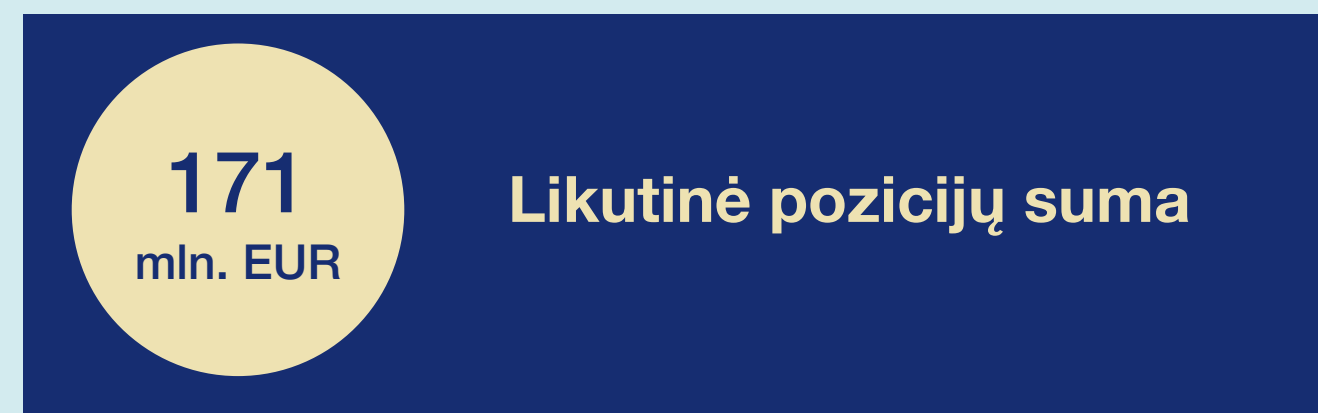
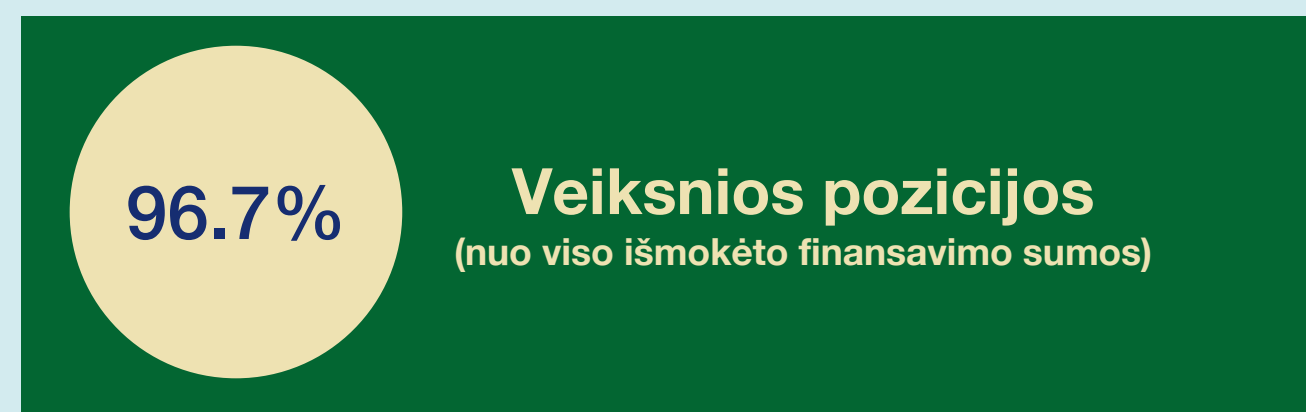
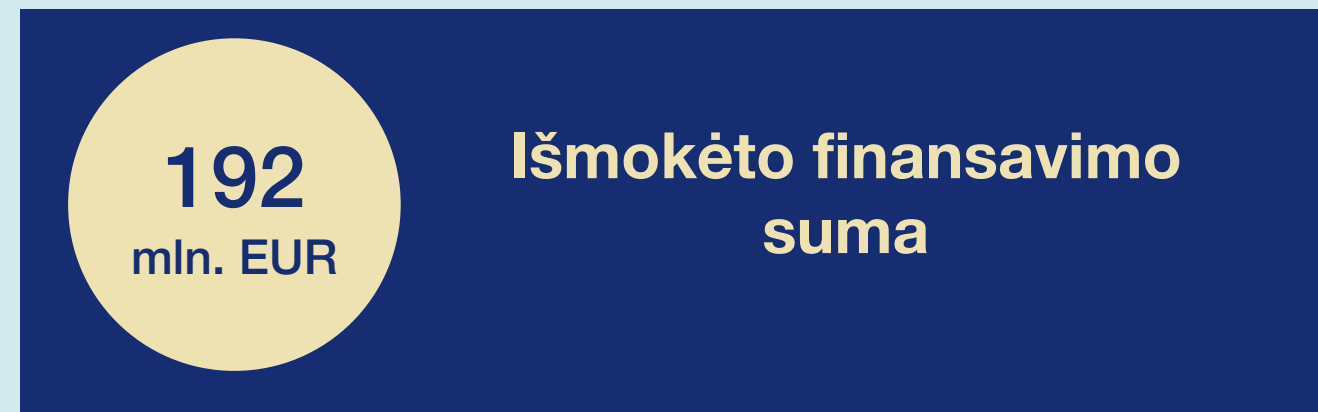


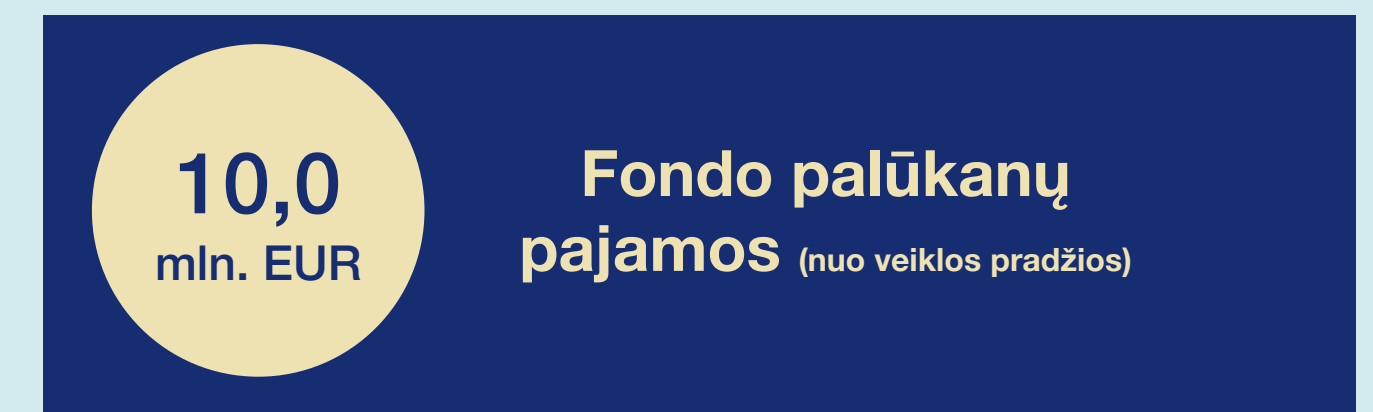
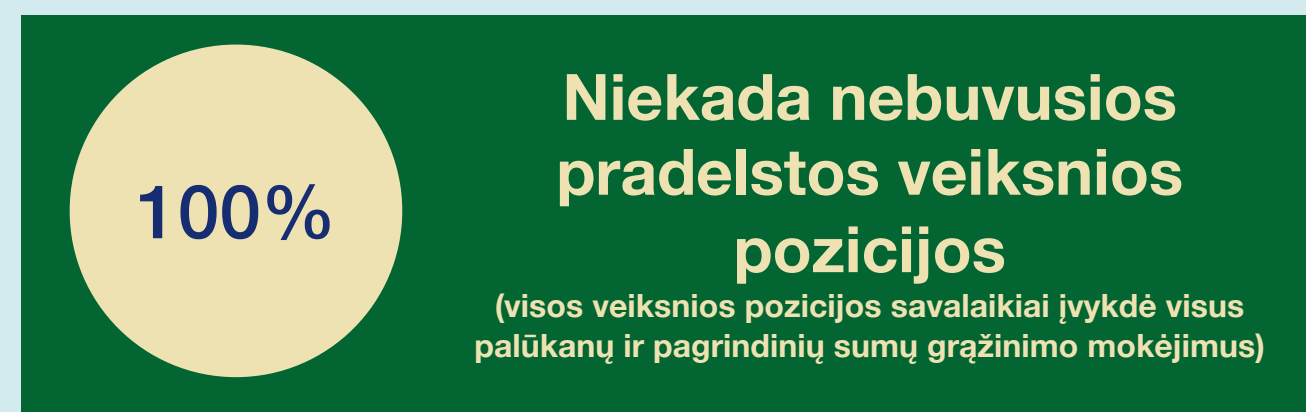
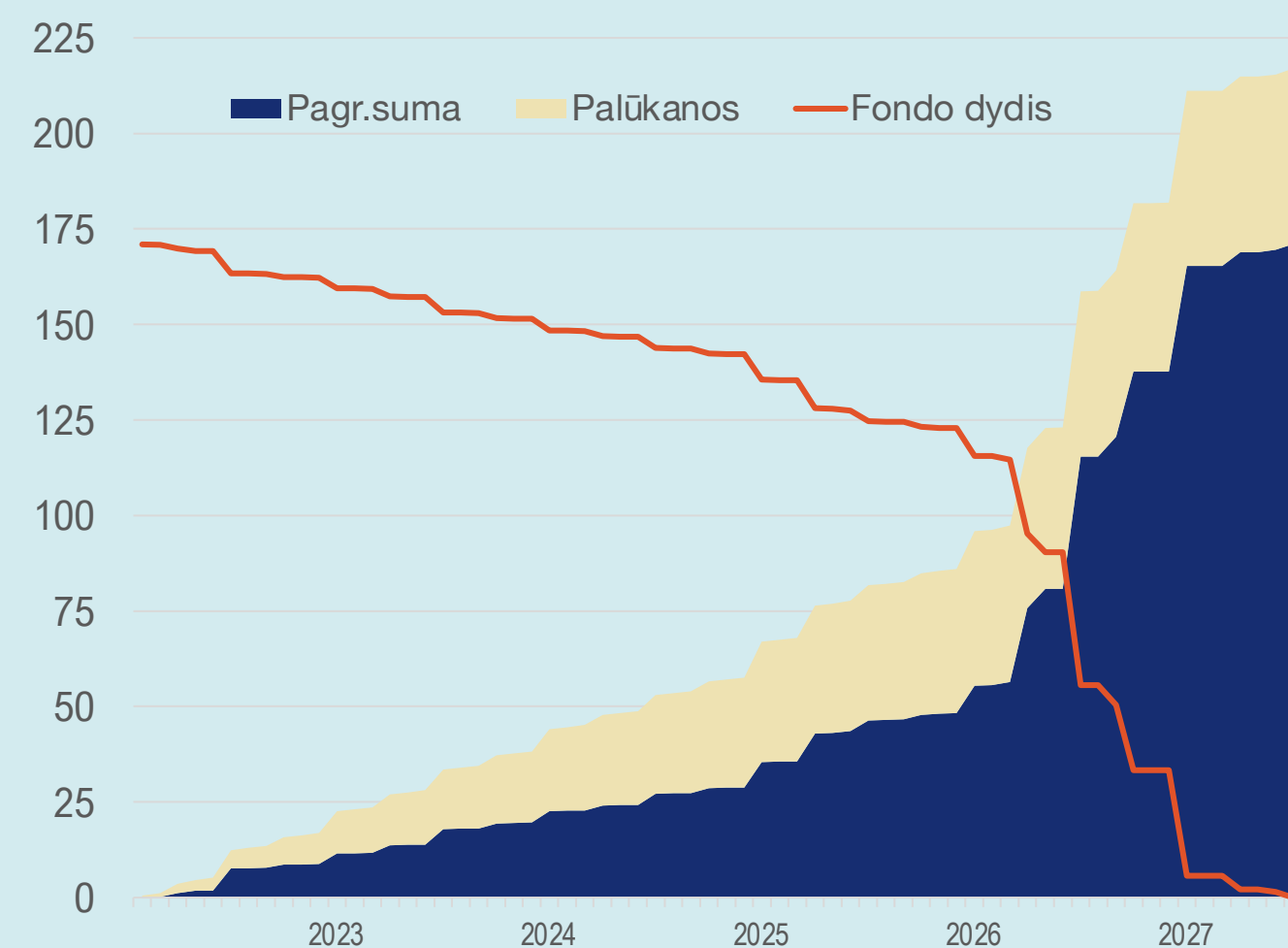
PVF investicijų portfelio detalizacija

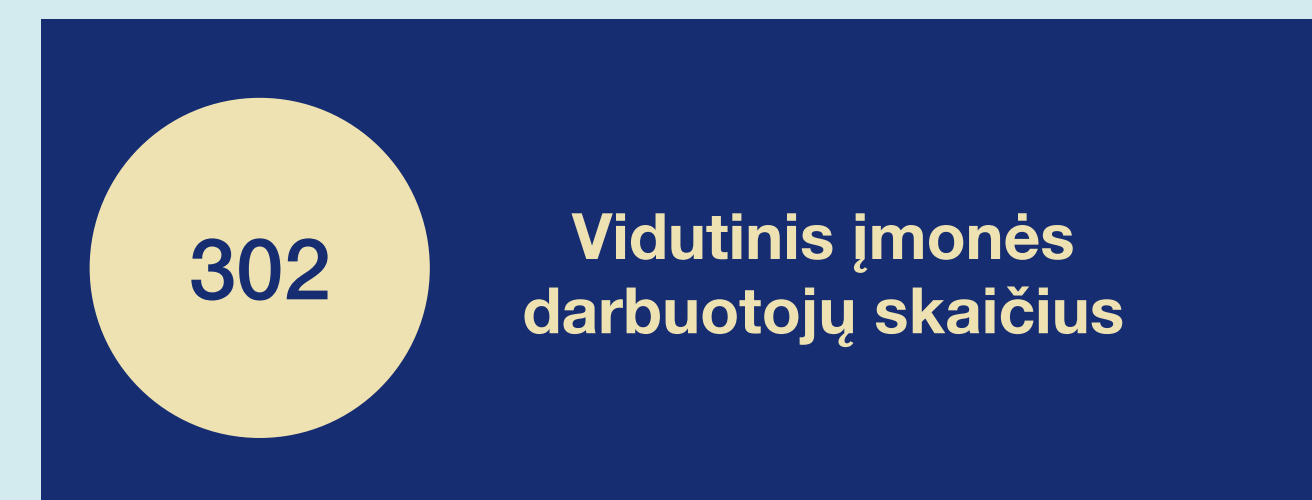
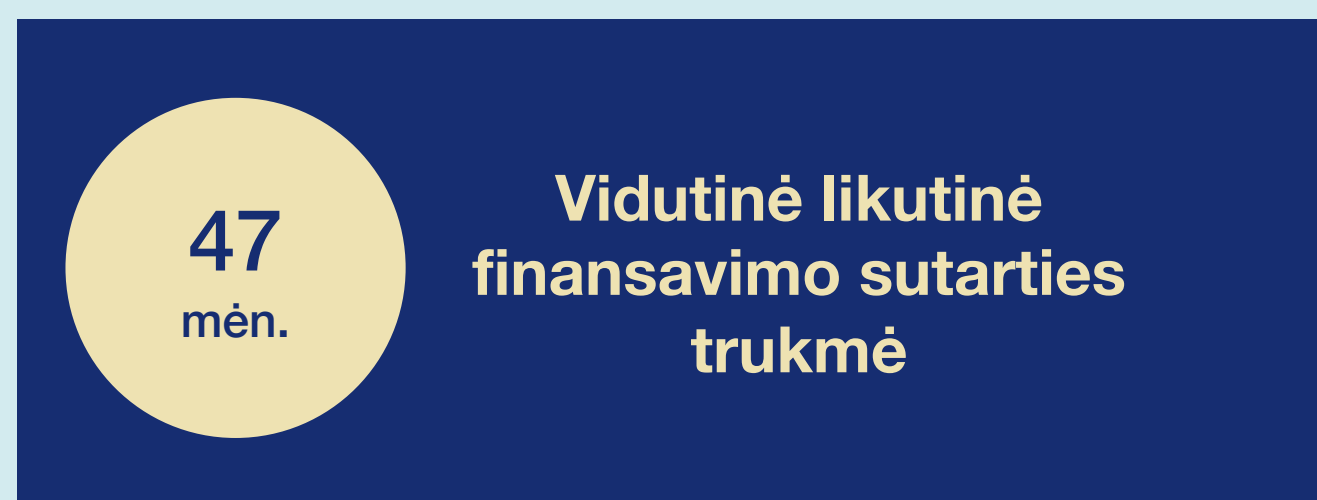
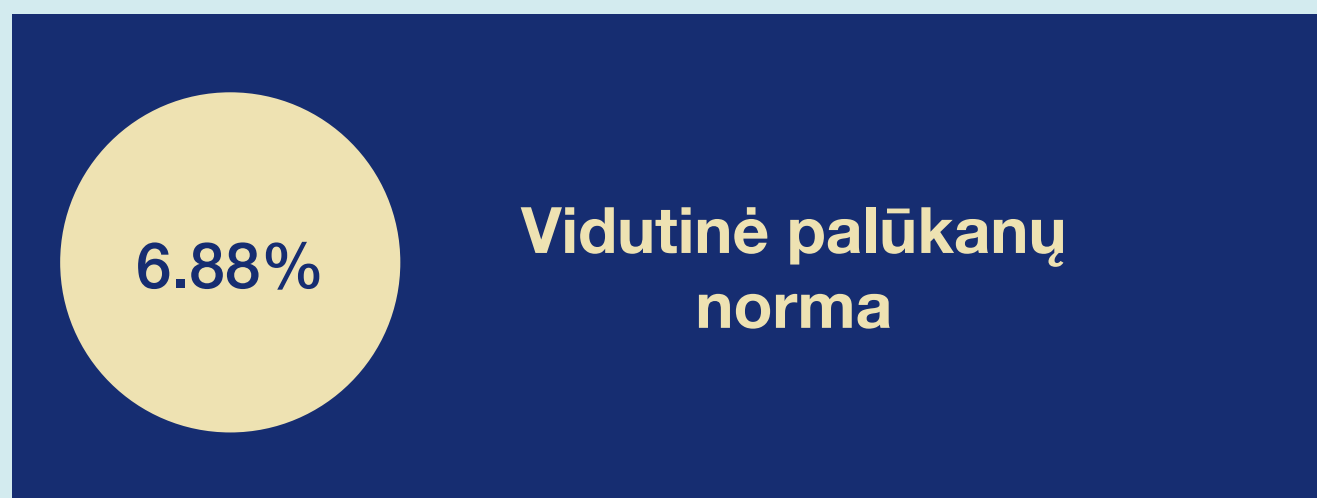
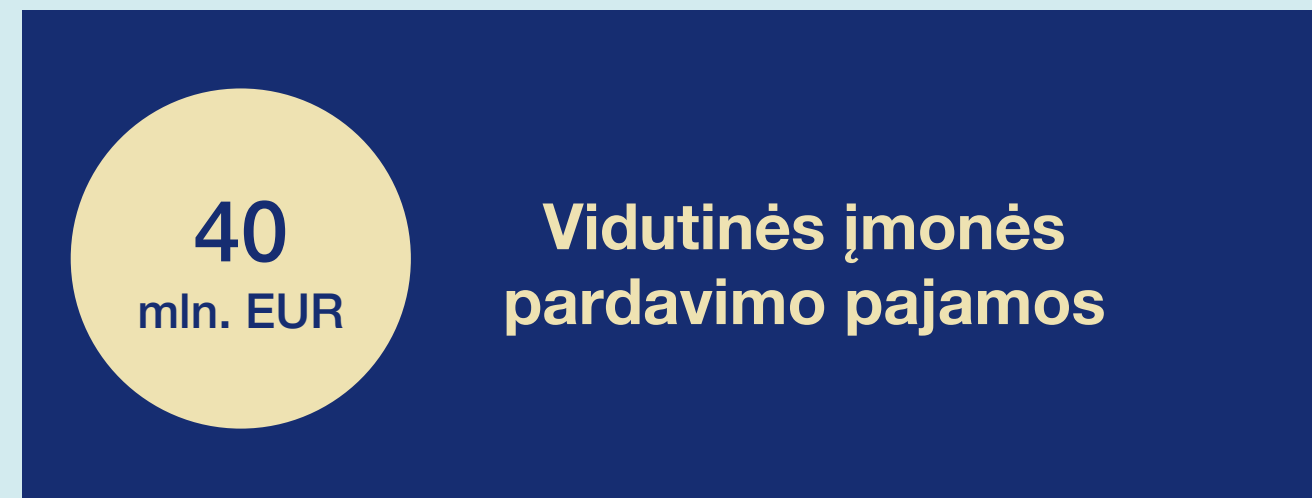
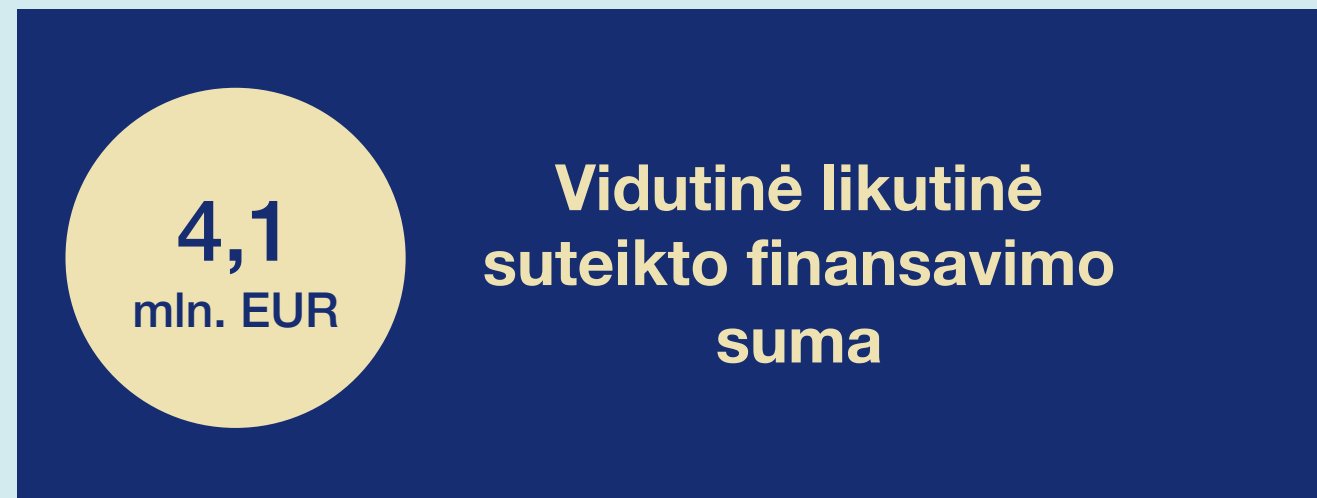
(2022-12-31 d. būklei)



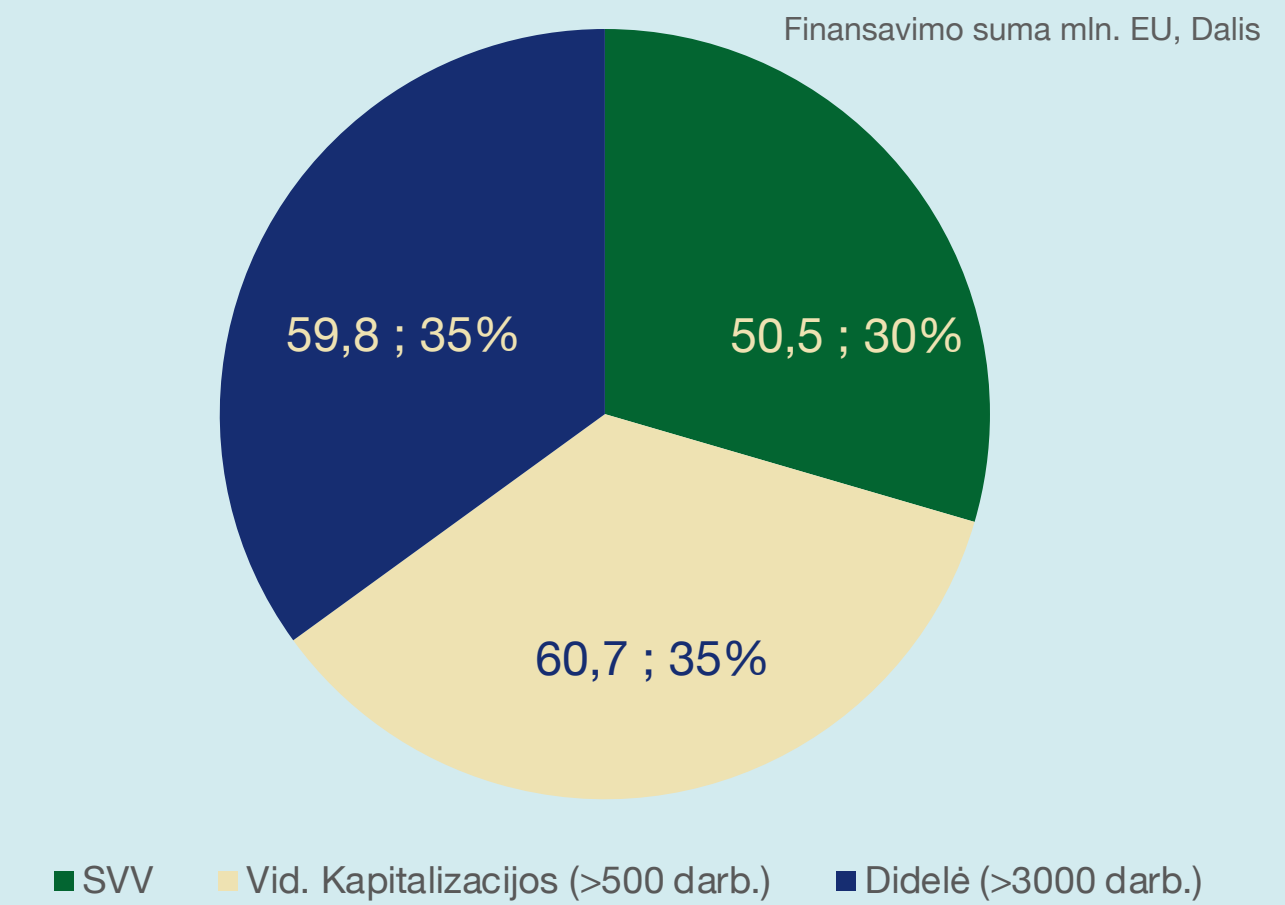


Sutartiniai pinigų srautai

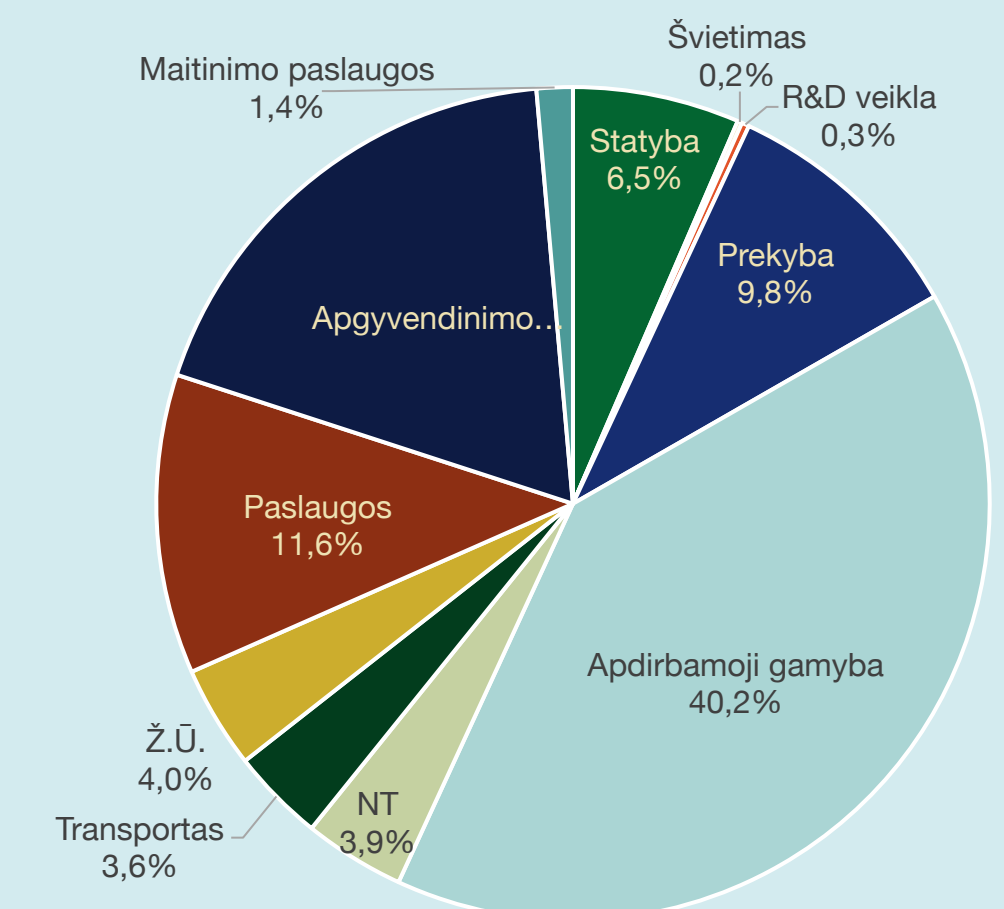


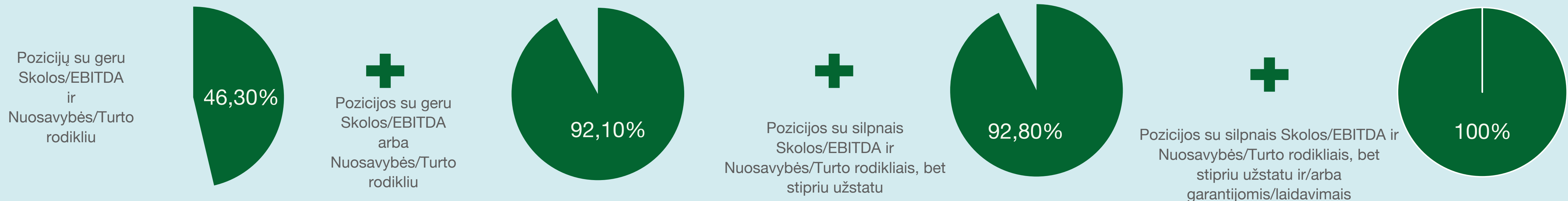
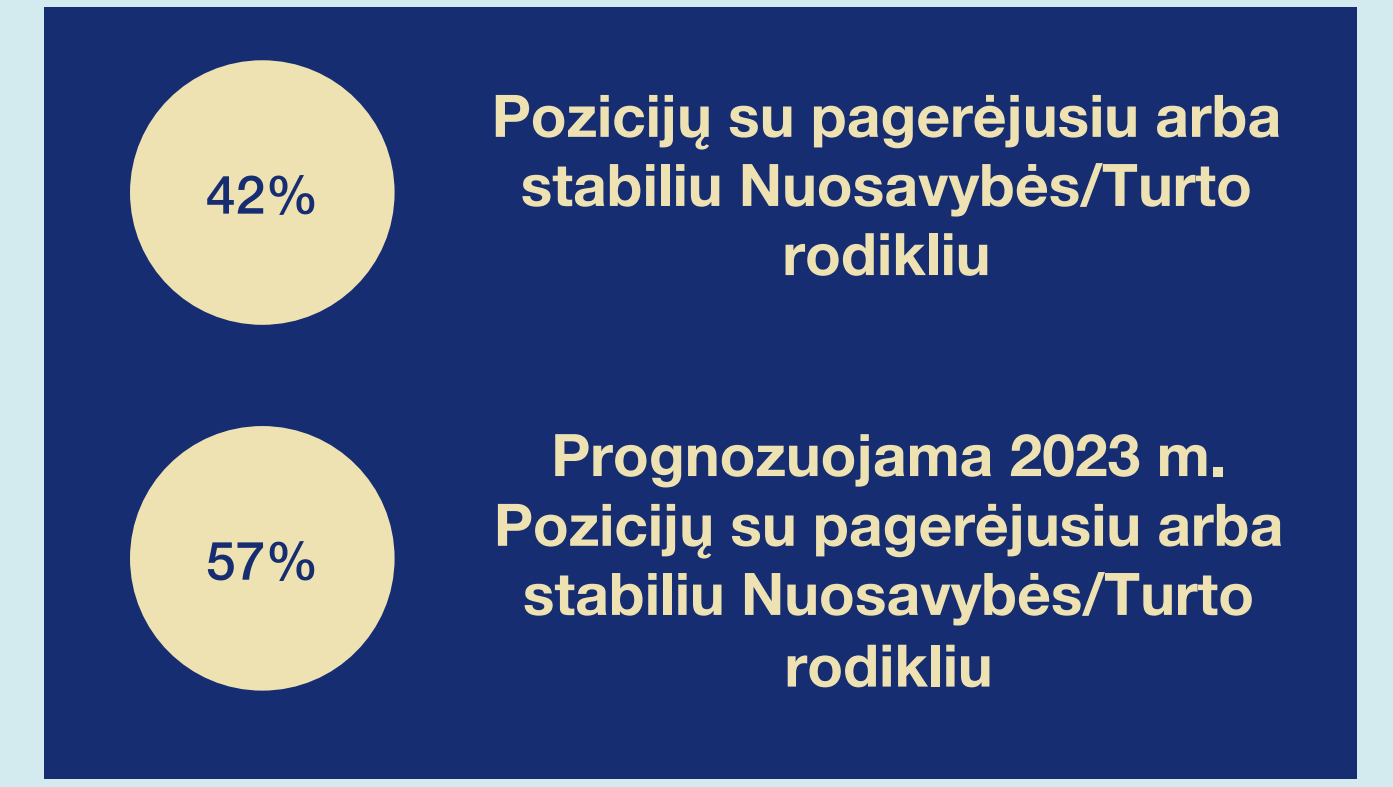
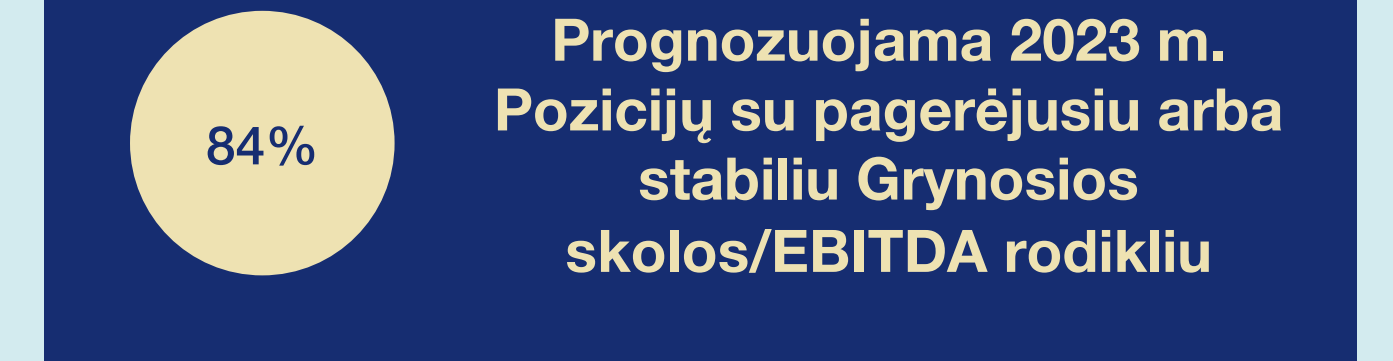
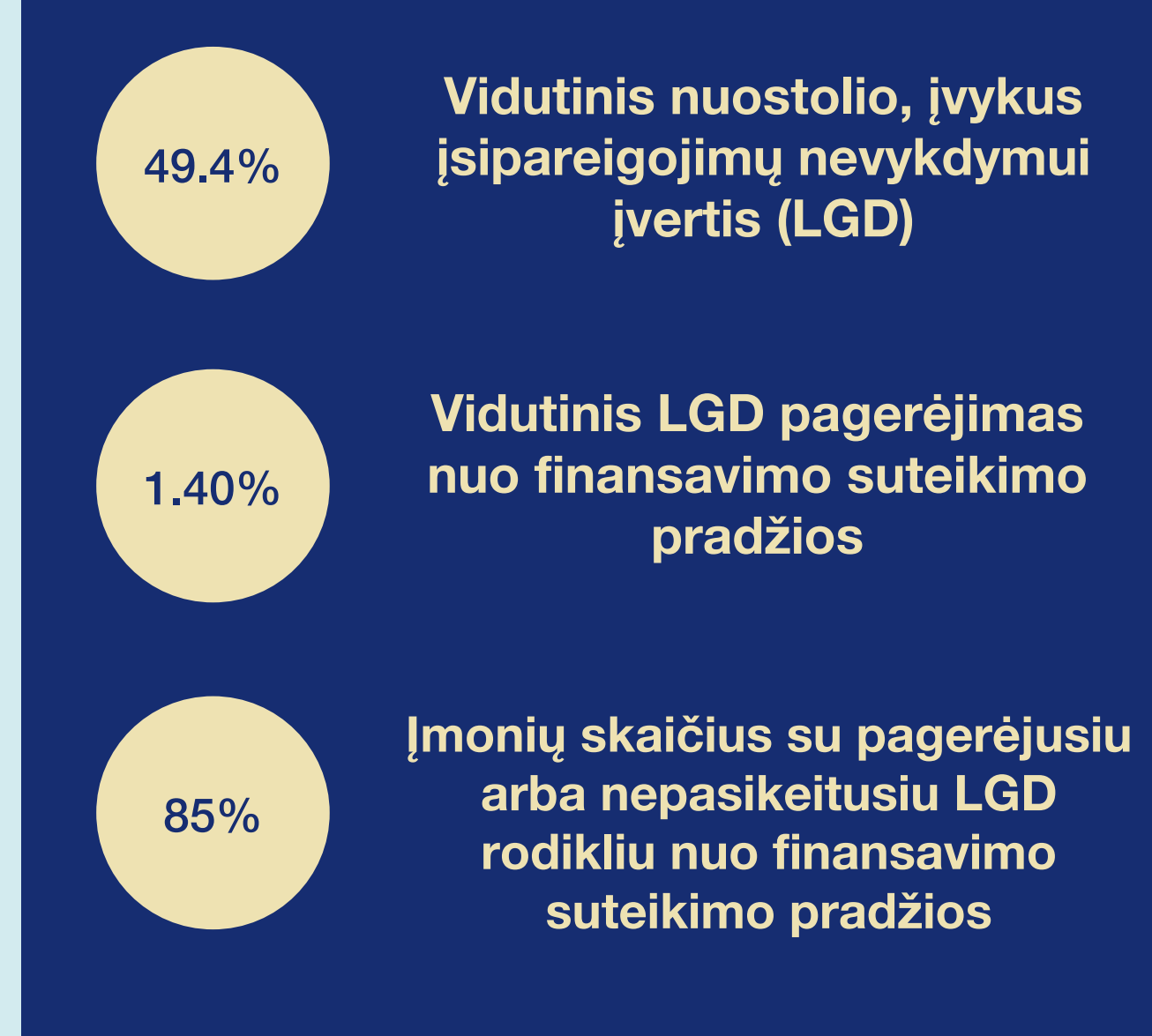
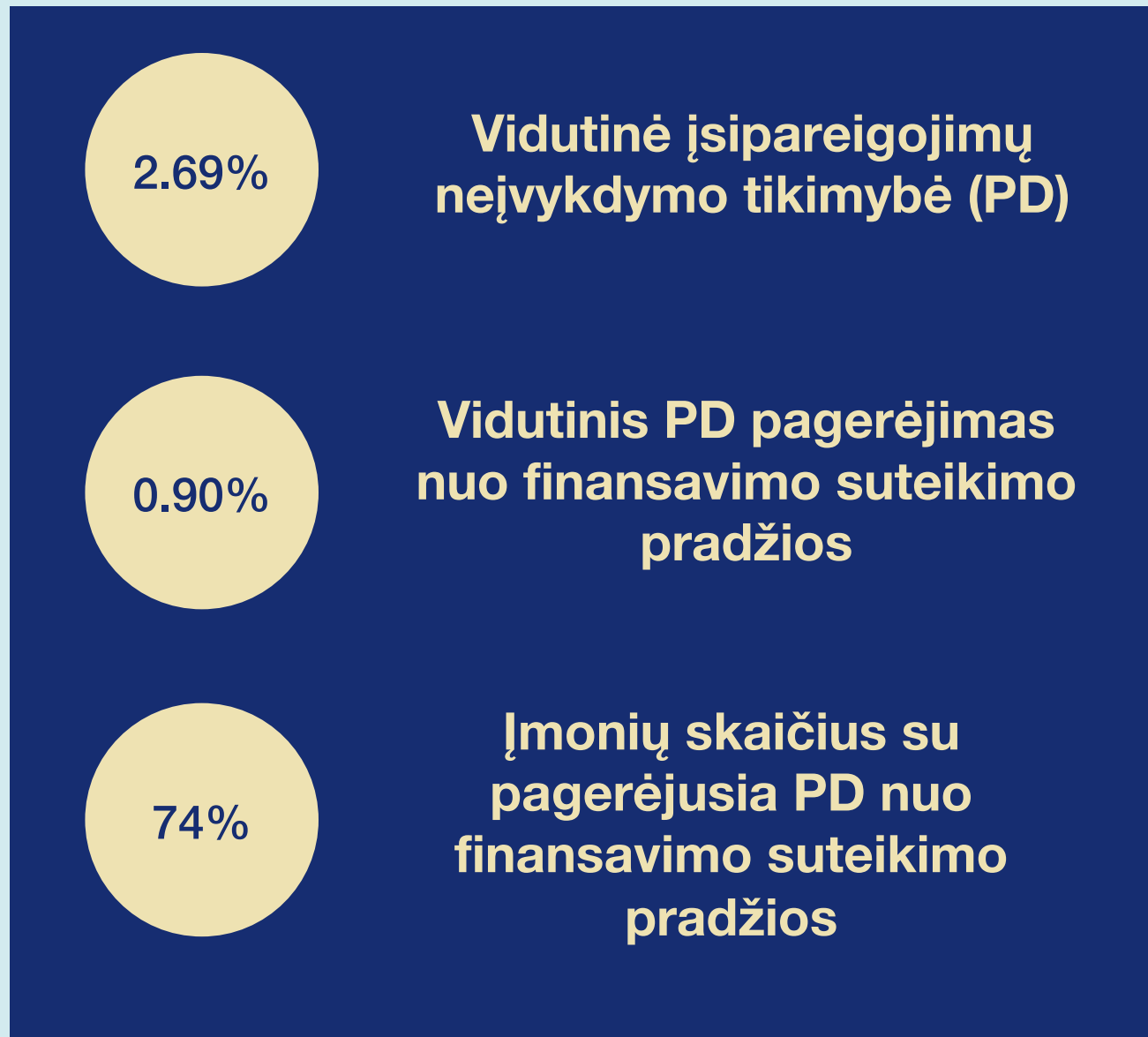
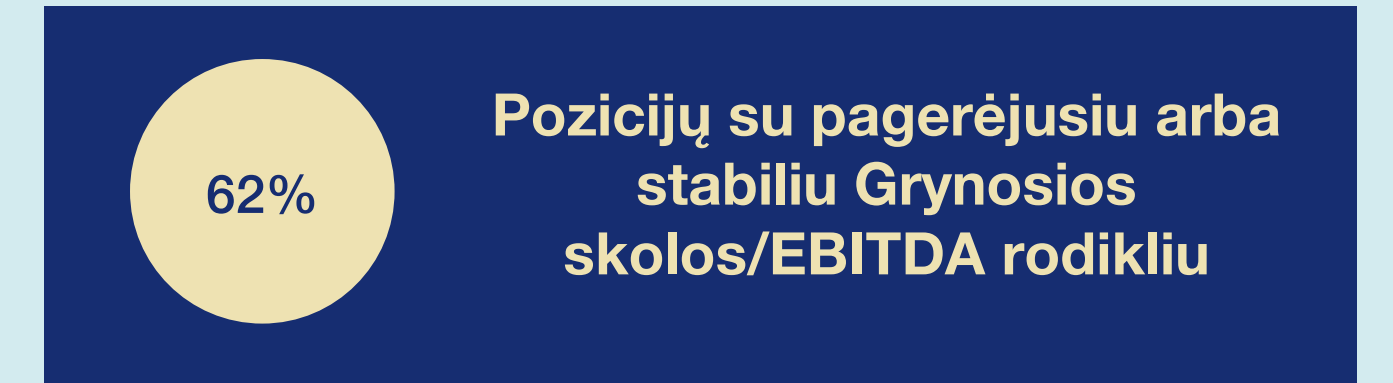
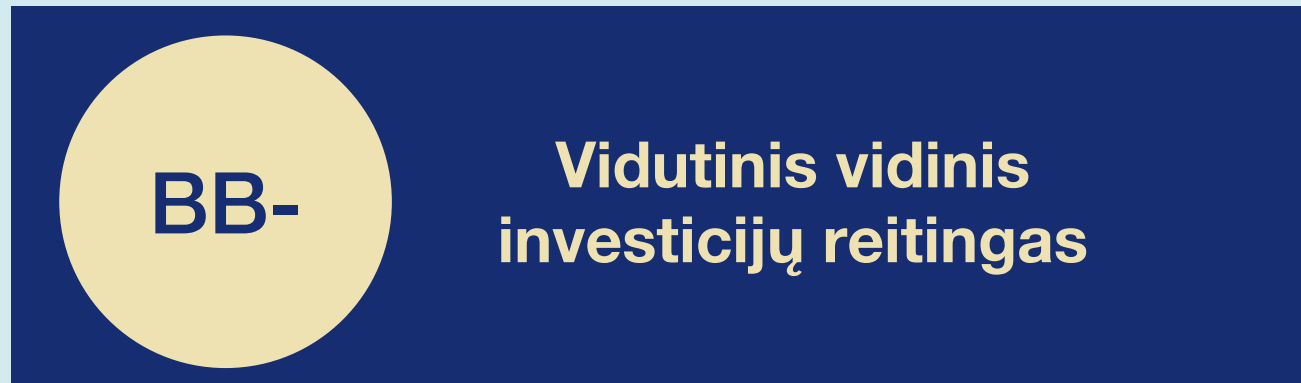


Įmonės dydis



Sektorius





Priedai 1-14

Portfelio pozicijų stratifikacijos ataskaitos

PD įverčiai – pagal Creditinfo duomenis

STRATIFIKACIJOS ATASKAITA

Rodiklis (detalizacija pagal): **Finansinė priemonė**

Transakcijų būklė: **Aktyvios**

Filtrai: **None**

Įmonės dydis: **Visos**

Sumos: **Pozicija**

Trukmė: **Likutinė**

Palūkanos: **Vidutinė norma**

| Kategorijos | Suma (mln.) | % | Vid. svertinė trukmė (mėn.) | Vid. svertinės palūkanos | Vid. svertinis PD | Vid. svertinis LGD | Papildomi laidavimai | Vidinė reitingo klasė | | | | | | Iš viso pagal reitingus (mln.) |
|------------------------|-------------|--------|-----------------------------|--------------------------|-------------------|--------------------|----------------------|-----------------------|------------|----------|--------|-----------|-----|--------------------------------|
| | | | | | | | | 1-2 | 3-4 | 5-6 | 7-8 | 9-10 | 11 | |
| | | | | | | | | [AAA;A-] | [BBB+;BB+] | [BB;BB-] | [B+;B] | [B-;CCC+] | D | |
| Total | 171.0 | 100.0% | 51.2 | 6.88% | 2.69% | 50% | 103.2 | 0.0 | 6.6 | 126.7 | 37.7 | 0.0 | 0.0 | 171.0 |
| Pirmenybinė su užstatu | 120.5 | 70.5% | 48.6 | 6.70% | 2.89% | 40% | 71.9 | - | 6.6 | 84.2 | 29.7 | - | - | 120.5 |
| Pirmenybinė be užstato | 21.5 | 12.6% | 55.8 | 7.22% | 2.14% | 75% | 9.5 | - | - | 15.0 | 6.5 | - | - | 21.5 |
| Subendrinta su užstatu | 9.0 | 5.3% | 54.4 | 7.14% | 2.28% | 52% | 1.8 | - | - | 7.5 | 1.5 | - | - | 9.0 |
| Subendrinta be užstato | - | 0.0% | - | - | - | - | 0.0 | - | - | - | - | - | - | - |
| Subordinuota | 20.0 | 11.7% | 60.0 | 7.50% | 2.21% | 80% | 20.0 | - | - | 20.0 | - | - | - | 20.0 |
| Konvertuojama skola | - | 0.0% | - | - | - | - | 0.0 | - | - | - | - | - | - | - |

STRATIFIKACIJOS ATASKAITA

Rodiklis (detalizacija pagal): **Palūkanos**

Transakcijų būklė: **Aktyvios**

Filtrai: **None**

Įmonės dydis: **Visos**

Sumos: **Pozicija**

Trukmė: **Likutinė**

Palūkanos: **Vidutinė norma**

| Kategorijos | Suma (mln.) | % | Vid. svertinė trukmė (mėn.) | Vid. svertinės palūkanos | Vid. svertinis PD | Vid. svertinis LGD | Papildomi laidavimai | Vidinė reitingo klasė | | | | | | Iš viso pagal reitingus (mln.) |
|-----------------|----------------|--------|-----------------------------------|--------------------------------|-------------------------|--------------------------|-------------------------|-----------------------|------------|----------|--------|-----------|-----|--------------------------------------|
| | | | | | | | | 1-2 | 3-4 | 5-6 | 7-8 | 9-10 | 11 | |
| | | | | | | | | [AAA;A-] | [BBB+;BB+] | [BB;BB-] | [B+;B] | [B-;CCC+] | D | |
| Total | 171.0 | 100.0% | 51.2 | 6.88% | 2.69% | 50% | 103.2 | 0.0 | 6.6 | 126.7 | 37.7 | 0.0 | 0.0 | 171.0 |
| 0.00% - 3.00% | - | 0.0% | | | | | 0.0 | - | - | - | - | - | - | - |
| 3.00% - 4.00% | - | 0.0% | | | | | 0.0 | - | - | - | - | - | - | - |
| 4.00% - 5.00% | - | 0.0% | | | | | 0.0 | - | - | - | - | - | - | - |
| 5.00% - 6.00% | 53.7 | 31.4% | 52.4 | 5.60% | 2.59% | 29% | 28.6 | - | 0.4 | 42.0 | 11.3 | - | - | 53.7 |
| 6.00% - 7.00% | 41.7 | 24.4% | 48.4 | 6.66% | 1.80% | 57% | 12.1 | - | 5.0 | 36.2 | 0.5 | - | - | 41.7 |
| 7.00% - 8.00% | 55.9 | 32.7% | 51.8 | 7.53% | 2.82% | 62% | 46.4 | - | - | 44.2 | 11.7 | - | - | 55.9 |
| 8.00% - 9.00% | 7.5 | 4.4% | 43.1 | 8.43% | 4.29% | 53% | 6.0 | - | 0.5 | 2.0 | 5.0 | - | - | 7.5 |
| 9.00% - 10.00% | 11.9 | 6.9% | 57.3 | 9.29% | 4.61% | 56% | 9.8 | - | 0.7 | 2.0 | 9.1 | - | - | 11.9 |
| 10.00% - 11.00% | 0.3 | 0.2% | 66.0 | 10.84% | 2.18% | 80% | 0.3 | - | - | 0.3 | - | - | - | 0.3 |

STRATIFIKACIJOS ATASKAITA

Rodiklis (detalizacija pagal): **Suma**
 Transakcijų būklė: **Aktyvios**
 Filtrai: None
 Įmonės dydis: **Visos**

Sumos: **Pozicija**
 Trukmė: **Likutinė**
 Palūkanos: **Vidutinė norma**

| Kategorijos | Suma (mln.) | % | Vid. svertinė trukmė (mėn.) | Vid. svertinės palūkanos | Vid. svertinis PD | Vid. svertinis LGD | Papildomi laidavimai | Vidinė reitingo klasė | | | | | | Iš viso pagal reitingus (mln.) |
|-------------|----------------|--------|-----------------------------------|--------------------------------|-------------------------|--------------------------|-------------------------|-----------------------|------------|----------|--------|-----------|-----|--------------------------------------|
| | | | | | | | | 1-2 | 3-4 | 5-6 | 7-8 | 9-10 | 11 | |
| | | | | | | | | [AAA;A-] | [BBB+;BB+] | [BB;BB-] | [B+;B] | [B-;CCC+] | D | |
| Total | 171.0 | 100.0% | 51.2 | 6.88% | 2.69% | 50% | 103.2 | 0.0 | 6.6 | 126.7 | 37.7 | 0.0 | 0.0 | 171.0 |
| 0 - 1 MM | 9.5 | 5.5% | 47.5 | 7.92% | 2.11% | 57% | 5.6 | - | 1.6 | 6.4 | 1.5 | - | - | 9.5 |
| 1 - 2 MM | 20.6 | 12.0% | 44.7 | 7.45% | 2.93% | 63% | 11.8 | - | - | 15.1 | 5.5 | - | - | 20.6 |
| 2 - 3 MM | 7.8 | 4.6% | 46.7 | 8.17% | 3.90% | 64% | 7.8 | - | - | 2.3 | 5.5 | - | - | 7.8 |
| 3 - 4 MM | 8.0 | 4.7% | 54.0 | 7.62% | 4.03% | 42% | 4.0 | - | - | 4.0 | 4.0 | - | - | 8.0 |
| 4 - 5 MM | 19.6 | 11.5% | 38.1 | 7.06% | 3.21% | 50% | 19.6 | - | 5.0 | 10.0 | 4.6 | - | - | 19.6 |
| 5 - 7 MM | 17.2 | 10.1% | 50.4 | 7.59% | 2.82% | 50% | 11.2 | - | - | 12.0 | 5.2 | - | - | 17.2 |
| 7 - 10 MM | 20.0 | 11.7% | 61.5 | 6.75% | 1.53% | 60% | 0.0 | - | - | 20.0 | - | - | - | 20.0 |
| 10 - 15 MM | 25.1 | 14.7% | 54.0 | 5.45% | 3.01% | 10% | 0.0 | - | - | 13.8 | 11.3 | - | - | 25.1 |
| 15 - 25 MM | 43.2 | 25.3% | 55.2 | 6.55% | 2.28% | 59% | 43.2 | - | - | 43.2 | - | - | - | 43.2 |

STRATIFIKACIJOS ATASKAITA

Rodiklis (detalizacija pagal): **Reitingas**

Transakcijų būklė: **Aktyvios**

Filtrai: **None**

Įmonės dydis: **Visos**

Sumos: **Pozicija**

Trukmė: **Likutinė**

Palūkanos: **Vidutinė norma**

| Kategorijos | Suma (mln.) | % | Vid. svertinė trukmė (mėn.) | Vid. svertinės palūkanos | Vid. svertinis PD | Vid. svertinis LGD | Papildomi laidavimai | Vidinė reitingo klasė | | | | | | Iš viso pagal reitingus (mln.) |
|-------------|----------------|--------|-----------------------------------|--------------------------------|-------------------------|--------------------------|-------------------------|-----------------------|------------|----------|--------|-----------|-----|--------------------------------------|
| | | | | | | | | 1-2 | 3-4 | 5-6 | 7-8 | 9-10 | 11 | |
| | | | | | | | | [AAA;A-] | [BBB+;BB+] | [BB;BB-] | [B+;B] | [B-;CCC+] | D | |
| Total | 171.0 | 100.0% | 51.2 | 6.88% | 2.69% | 50% | 103.2 | 0.0 | 6.6 | 126.7 | 37.7 | 0.0 | 0.0 | 171.0 |
| 1 | - | 0.0% | | | | | 0.0 | - | - | - | - | - | - | - |
| 2 | - | 0.0% | | | | | 0.0 | - | - | - | - | - | - | - |
| 3 | - | 0.0% | | | | | 0.0 | - | - | - | - | - | - | - |
| 4 | 6.6 | 3.9% | 40.3 | 7.19% | 1.14% | 51% | 6.1 | - | 6.6 | - | - | - | - | 6.6 |
| 5 | 47.7 | 27.9% | 52.1 | 6.96% | 1.68% | 57% | 18.6 | - | - | 47.7 | - | - | - | 47.7 |
| 6 | 79.1 | 46.2% | 51.5 | 6.50% | 2.36% | 50% | 55.2 | - | - | 79.1 | - | - | - | 79.1 |
| 7 | 24.5 | 14.3% | 54.9 | 7.10% | 4.00% | 37% | 10.2 | - | - | - | 24.5 | - | - | 24.5 |
| 8 | 13.1 | 7.7% | 44.1 | 8.30% | 6.61% | 46% | 13.1 | - | - | - | 13.1 | - | - | 13.1 |
| 9 | - | 0.0% | | | | | 0.0 | - | - | - | - | - | - | - |
| 10 | - | 0.0% | | | | | 0.0 | - | - | - | - | - | - | - |
| 11 | - | 0.0% | | | | | 0.0 | - | - | - | - | - | - | - |

STRATIFIKACIJOS ATASKAITA

Rodiklis (detalizacija pagal): **PD**

Transakcijų būklė: **Aktyvios**

Filtrai: None

Įmonės dydis: **Visos**

Sumos: **Pozicija**

Trukmė: **Likutinė**

Palūkanos: **Vidutinė norma**

| Kategorijos | Suma (mln.) | % | Vid. svertinė trukmė (mėn.) | Vid. svertinės palūkanos | Vid. svertinis PD | Vid. svertinis LGD | Papildomi laidavimai | Vidinė reitingo klasė | | | | | | Iš viso pagal reitingus (mln.) |
|-----------------|----------------|--------|-----------------------------------|--------------------------------|-------------------------|--------------------------|-------------------------|-----------------------|------------|----------|--------|-----------|-----|--------------------------------------|
| | | | | | | | | 1-2 | 3-4 | 5-6 | 7-8 | 9-10 | 11 | |
| | | | | | | | | [AAA;A-] | [BBB+;BB+] | [BB;BB-] | [B+;B] | [B-;CCC+] | D | |
| Total | 171.0 | 100.0% | 51.2 | 6.88% | 2.69% | 50% | 103.2 | 0.0 | 6.6 | 126.7 | 37.7 | 0.0 | 0.0 | 171.0 |
| 0.00% - 1.20% | 6.6 | 3.9% | 40.3 | 7.19% | 1.14% | 51% | 6.1 | - | 6.6 | - | - | - | - | 6.6 |
| 1.20% - 2.00% | 47.7 | 27.9% | 52.1 | 6.96% | 1.68% | 57% | 18.6 | - | - | 47.7 | - | - | - | 47.7 |
| 2.00% - 3.00% | 79.1 | 46.2% | 51.5 | 6.50% | 2.36% | 50% | 55.2 | - | - | 79.1 | - | - | - | 79.1 |
| 3.00% - 4.00% | 4.0 | 2.3% | 59.3 | 9.37% | 3.08% | 80% | 3.0 | - | - | - | 4.0 | - | - | 4.0 |
| 4.00% - 5.00% | 20.5 | 12.0% | 54.1 | 6.66% | 4.18% | 28% | 7.2 | - | - | - | 20.5 | - | - | 20.5 |
| 5.00% - 6.00% | - | 0.0% | - | - | - | - | 0.0 | - | - | - | - | - | - | - |
| 6.00% - 7.50% | 13.1 | 7.7% | 44.1 | 8.30% | 6.61% | 46% | 13.1 | - | - | - | 13.1 | - | - | 13.1 |
| 7.50% - 10.00% | - | 0.0% | - | - | - | - | 0.0 | - | - | - | - | - | - | - |
| 10.00% - 15.00% | - | 0.0% | - | - | - | - | 0.0 | - | - | - | - | - | - | - |
| 15.00% - 30.00% | - | 0.0% | - | - | - | - | 0.0 | - | - | - | - | - | - | - |

STRATIFIKACIJOS ATASKAITA

Rodiklis (detalizacija pagal): **LGD**
 Transakcijų būklė: **Aktyvios**
 Filtrai: None
 Įmonės dydis: **Visos**

Sumos: **Pozicija**
 Trukmė: **Likutinė**
 Palūkanos: **Vidutinė norma**

| Kategorijos | Suma (mln.) | % | Vid. svertinė trukmė (mėn.) | Vid. svertinės palūkanos | Vid. svertinis PD | Vid. svertinis LGD | Papildomi laidavimai | Vidinė reitingo klasė | | | | | | Iš viso pagal reitingus (mln.) |
|------------------|----------------|--------|-----------------------------------|--------------------------------|-------------------------|--------------------------|-------------------------|-----------------------|------------|----------|--------|-----------|-----|--------------------------------------|
| | | | | | | | | 1-2 | 3-4 | 5-6 | 7-8 | 9-10 | 11 | |
| | | | | | | | | [AAA;A-] | [BBB+;BB+] | [BB;BB-] | [B+;B] | [B-;CCC+] | D | |
| Total | 171.0 | 100.0% | 51.2 | 6.88% | 2.69% | 50% | 103.2 | 0.0 | 6.6 | 126.7 | 37.7 | 0.0 | 0.0 | 171.0 |
| 0.00% - 20.00% | 25.1 | 14.7% | 54.0 | 5.45% | 3.01% | 10% | 0.0 | - | - | 13.8 | 11.3 | - | - | 25.1 |
| 20.00% - 30.00% | 14.8 | 8.7% | 56.2 | 7.85% | 4.49% | 30% | 9.8 | - | - | 5.0 | 9.8 | - | - | 14.8 |
| 30.00% - 40.00% | 24.7 | 14.5% | 51.5 | 5.86% | 2.29% | 40% | 24.2 | - | 0.5 | 24.2 | - | - | - | 24.7 |
| 40.00% - 50.00% | 24.7 | 14.4% | 41.7 | 6.93% | 1.89% | 47% | 14.7 | - | 5.0 | 19.7 | - | - | - | 24.7 |
| 50.00% - 60.00% | 29.8 | 17.4% | 45.1 | 7.66% | 3.36% | 57% | 23.8 | - | 0.7 | 20.6 | 8.5 | - | - | 29.8 |
| 60.00% - 70.00% | 11.2 | 6.5% | 49.7 | 6.45% | 1.79% | 69% | 5.4 | - | 0.4 | 10.8 | - | - | - | 11.2 |
| 70.00% - 80.00% | 40.7 | 23.8% | 58.0 | 7.55% | 2.30% | 79% | 25.3 | - | - | 32.7 | 8.0 | - | - | 40.7 |
| 80.00% - 90.00% | - | 0.0% | - | - | - | - | 0.0 | - | - | - | - | - | - | - |
| 90.00% - 100.00% | - | 0.0% | - | - | - | - | 0.0 | - | - | - | - | - | - | - |

STRATIFIKACIJOS ATASKAITA

Rodiklis (detalizacija pagal): **Trukmė**
 Transakcijų būklė: **Aktyvios**
 Filtrai: None
 Įmonės dydis: **Visos**

Sumos: **Pozicija**
 Trukmė: **Likutinė**
 Palūkanos: **Vidutinė norma**

| Kategorijos | Suma (mln.) | % | Vid. svertinė trukmė (mėn.) | Vid. svertinės palūkanos | Vid. svertinis PD | Vid. svertinis LGD | Papildomi laidavimai | Vidinė reitingo klasė | | | | | | Iš viso pagal reitingus (mln.) |
|-------------|----------------|--------|-----------------------------------|--------------------------------|-------------------------|--------------------------|-------------------------|-----------------------|------------|----------|--------|-----------|-----|--------------------------------------|
| | | | | | | | | 1-2 | 3-4 | 5-6 | 7-8 | 9-10 | 11 | |
| | | | | | | | | [AAA;A-] | [BBB+;BB+] | [BB;BB-] | [B+;B] | [B-;CCC+] | D | |
| Total | 171.0 | 100.0% | 51.2 | 6.88% | 2.69% | 50% | 103.2 | 0.0 | 6.6 | 126.7 | 37.7 | 0.0 | 0.0 | 171.0 |
| 0 - 12 mėn | 5.5 | 3.2% | 5.8 | 6.70% | 2.95% | 50% | 5.5 | - | - | 5.5 | - | - | - | 5.5 |
| 12 - 24 mėn | 7.3 | 4.3% | 19.3 | 7.77% | 4.57% | 51% | 7.3 | - | - | 2.8 | 4.5 | - | - | 7.3 |
| 24 - 36 mėn | 5.0 | 2.9% | 36.0 | 6.85% | 1.20% | 50% | 5.0 | - | 5.0 | - | - | - | - | 5.0 |
| 36 - 48 mėn | 19.9 | 11.6% | 44.7 | 7.64% | 2.09% | 60% | 11.7 | - | 0.9 | 16.5 | 2.5 | - | - | 19.9 |
| 48 - 60 mėn | 118.3 | 69.2% | 55.2 | 6.62% | 2.81% | 47% | 68.7 | - | - | 90.6 | 27.7 | - | - | 118.3 |
| 60 - 72 mėn | 15.0 | 8.8% | 65.3 | 7.58% | 1.95% | 53% | 5.0 | - | 0.7 | 11.3 | 3.0 | - | - | 15.0 |

STRATIFIKACIJOS ATASKAITA

Rodiklis (detalizacija pagal): **Užstatas**

Transakcijų būklė: **Aktyvios**

Filtrai: None

Įmonės dydis: **Visos**

Sumos: **Pozicija**

Trukmė: **Likutinė**

Palūkanos: **Vidutinė norma**

| Kategorijos | Suma (mln.) | % | Vid. svertinė trukmė (mėn.) | Vid. svertinės palūkanos | Vid. svertinis PD | Vid. svertinis LGD | Papildomi laidavimai | Vidinė reitingo klasė | | | | | | Iš viso pagal reitingus (mln.) |
|-------------|----------------|--------|-----------------------------------|--------------------------------|-------------------------|--------------------------|-------------------------|-----------------------|------------|----------|--------|-----------|-----|--------------------------------------|
| | | | | | | | | 1-2 | 3-4 | 5-6 | 7-8 | 9-10 | 11 | |
| | | | | | | | | [AAA;A-] | [BBB+;BB+] | [BB;BB-] | [B+;B] | [B-;CCC+] | D | |
| Total | 171.0 | 100.0% | 51.2 | 6.88% | 2.69% | 50% | 103.2 | 0.0 | 6.6 | 126.7 | 37.7 | 0.0 | 0.0 | 171.0 |
| Su užstatu | 129.5 | 75.7% | 49.1 | 6.73% | 2.85% | 41% | 73.7 | - | 6.6 | 91.7 | 31.2 | - | - | 129.5 |
| Be užstato | 41.5 | 24.3% | 57.8 | 7.36% | 2.17% | 77% | 29.5 | - | - | 35.0 | 6.5 | - | - | 41.5 |

STRATIFIKACIJOS ATASKAITA

Rodiklis (detalizacija pagal): **Sektorius**
 Transakcijų būklė: **Aktyvios**
 Filtrai: None
 Įmonės dydis: **Visos**

Sumos: **Pozicija**
 Trukmė: **Likutinė**
 Palūkanos: **Vidutinė norma**

| Kategorijos | Suma (mln.) | % | Vid. svertinė trukmė (mėn.) | Vid. svertinės palūkanos | Vid. svertinis PD | Vid. svertinis LGD | Papildomi laidavimai | Vidinė reitingo klasė | | | | | | Iš viso pagal reitingus (mln.) |
|----------------------|----------------|--------|-----------------------------------|--------------------------------|-------------------------|--------------------------|-------------------------|-----------------------|------------|----------|--------|-----------|-----|--------------------------------------|
| | | | | | | | | 1-2 | 3-4 | 5-6 | 7-8 | 9-10 | 11 | |
| | | | | | | | | [AAA;A-] | [BBB+;BB+] | [BB;BB-] | [B+;B] | [B-;CCC+] | D | |
| Total | 171.0 | 100.0% | 51.2 | 6.88% | 2.69% | 50% | 103.2 | 0.0 | 6.6 | 126.7 | 37.7 | 0.0 | 0.0 | 171.0 |
| Statyba | 11.1 | 6.5% | 33.4 | 8.01% | 5.24% | 53% | 10.5 | - | - | 2.6 | 8.5 | - | - | 11.1 |
| Švietimas | 0.3 | 0.2% | 66.0 | 10.84% | 2.18% | 80% | 0.3 | - | - | 0.3 | - | - | - | 0.3 |
| R&D veikla | 0.5 | 0.3% | 48.0 | 9.63% | 1.80% | 80% | 0.0 | - | - | 0.5 | - | - | - | 0.5 |
| Prekyba | 16.7 | 9.8% | 61.7 | 7.51% | 1.94% | 52% | 6.4 | - | 0.7 | 13.0 | 3.0 | - | - | 16.7 |
| Apdirbamoji gamyba | 68.7 | 40.2% | 55.3 | 6.66% | 2.09% | 61% | 48.5 | - | 0.9 | 67.8 | - | - | - | 68.7 |
| NT | 6.7 | 3.9% | 54.2 | 8.01% | 4.40% | 40% | 6.7 | - | - | - | 6.7 | - | - | 6.7 |
| Transportas | 6.2 | 3.6% | 38.3 | 7.26% | 1.49% | 52% | 5.0 | - | 5.0 | 1.2 | - | - | - | 6.2 |
| Ž.Ū. | 6.8 | 4.0% | 37.2 | 8.00% | 1.90% | 56% | 6.8 | - | - | 6.8 | - | - | - | 6.8 |
| Paslaugos | 19.9 | 11.6% | 39.9 | 6.76% | 2.51% | 55% | 13.9 | - | - | 17.9 | 2.0 | - | - | 19.9 |
| Apgyvandinimo veikla | 31.8 | 18.6% | 54.5 | 6.12% | 3.62% | 16% | 4.6 | - | - | 14.8 | 17.0 | - | - | 31.8 |
| Maitinimo paslaugos | 2.4 | 1.4% | 54.0 | 6.25% | 3.02% | 80% | 0.5 | - | - | 1.9 | 0.5 | - | - | 2.4 |
| Sveikatos priežiūra | - | 0.0% | - | - | - | - | 0.0 | - | - | - | - | - | - | - |

STRATIFIKACIJOS ATASKAITA

Rodiklis (detaлизacija pagal): **Pardavimai**

Transakcijų būklė: **Aktyvios**

Filtrai: **None**

Įmonės dydis: **Visos**

Sumos: **Pozicija**

Trukmė: **Likutinė**

Palūkanos: **Vidutinė norma**

| Kategorijos | Suma (mln.) | % | Vid. svertinė trukmė (mėn.) | Vid. svertinės palūkanos | Vid. svertinis PD | Vid. svertinis LGD | Papildomi laidavimai | Vidinė reitingo klasė | | | | | | Iš viso pagal reitingus (mln.) |
|--------------|----------------|--------|-----------------------------------|--------------------------------|-------------------------|--------------------------|-------------------------|-----------------------|------------|----------|--------|-----------|-----|--------------------------------------|
| | | | | | | | | 1-2 | 3-4 | 5-6 | 7-8 | 9-10 | 11 | |
| | | | | | | | | [AAA;A-] | [BBB+;BB+] | [BB;BB-] | [B+;B] | [B-;CCC+] | D | |
| Total | 171.0 | 100.0% | 51.2 | 6.88% | 2.69% | 50% | 103.2 | 0.0 | 6.6 | 126.7 | 37.7 | 0.0 | 0.0 | 171.0 |
| 0 - 2 MM | 23.5 | 13.7% | 54.9 | 7.04% | 4.62% | 23% | 9.8 | - | - | 1.3 | 22.2 | - | - | 23.5 |
| 2 - 5 MM | 24.7 | 14.4% | 52.3 | 6.27% | 2.35% | 29% | 6.4 | - | 0.4 | 22.5 | 1.8 | - | - | 24.7 |
| 5 - 10 MM | 5.8 | 3.4% | 43.7 | 7.89% | 2.80% | 58% | 3.2 | - | - | 3.6 | 2.2 | - | - | 5.8 |
| 10 - 20 MM | 11.0 | 6.4% | 51.5 | 7.54% | 2.06% | 64% | 6.8 | - | 0.5 | 7.5 | 3.0 | - | - | 11.0 |
| 20 - 50 MM | 20.1 | 11.8% | 35.1 | 7.47% | 4.16% | 56% | 17.0 | - | 0.7 | 10.9 | 8.5 | - | - | 20.1 |
| 50 - 100 MM | 16.8 | 9.8% | 54.4 | 7.22% | 1.77% | 49% | 6.8 | - | - | 16.8 | - | - | - | 16.8 |
| 100 - 200 MM | 26.0 | 15.2% | 52.0 | 6.69% | 1.62% | 66% | 10.0 | - | 5.0 | 21.0 | - | - | - | 26.0 |
| 200 - 500 MM | 43.2 | 25.3% | 55.2 | 6.55% | 2.28% | 59% | 43.2 | - | - | 43.2 | - | - | - | 43.2 |

STRATIFIKACIJOS ATASKAITA

Rodiklis (detalizacija pagal): **Turtas**
 Transakcijų būklė: **Aktyvios**
 Filtrai: None
 Įmonės dydis: **Visos**

Sumos: **Pozicija**
 Trukmė: **Likutinė**
 Palūkanos: **Vidutinė norma**

| Kategorijos | Suma (mln.) | % | Vid. svertinė trukmė (mėn.) | Vid. svertinės palūkanos | Vid. svertinis PD | Vid. svertinis LGD | Papildomi laidavimai | Vidinė reitingo klasė | | | | | | Iš viso pagal reitingus (mln.) |
|--------------|----------------|--------|-----------------------------------|--------------------------------|-------------------------|--------------------------|-------------------------|-----------------------|------------|----------|--------|-----------|-----|--------------------------------------|
| | | | | | | | | 1-2 | 3-4 | 5-6 | 7-8 | 9-10 | 11 | |
| | | | | | | | | [AAA;A-] | [BBB+;BB+] | [BB;BB-] | [B+;B] | [B-;CCC+] | D | |
| Total | 171.0 | 100.0% | 51.2 | 6.88% | 2.69% | 50% | 103.2 | 0.0 | 6.6 | 126.7 | 37.7 | 0.0 | 0.0 | 171.0 |
| 0 - 2 MM | 0.9 | 0.5% | 52.7 | 8.89% | 2.67% | 77% | 0.6 | - | - | 0.6 | 0.3 | - | - | 0.9 |
| 2 - 5 MM | 5.7 | 3.3% | 53.3 | 8.07% | 3.63% | 71% | 2.7 | - | - | 1.0 | 4.7 | - | - | 5.7 |
| 5 - 10 MM | 15.0 | 8.8% | 48.5 | 7.61% | 2.77% | 41% | 8.7 | - | 0.4 | 9.4 | 5.2 | - | - | 15.0 |
| 10 - 20 MM | 21.8 | 12.7% | 52.6 | 7.53% | 3.29% | 52% | 14.7 | - | 1.2 | 15.9 | 4.6 | - | - | 21.8 |
| 20 - 50 MM | 51.6 | 30.2% | 49.1 | 6.46% | 3.28% | 32% | 16.5 | - | - | 28.8 | 22.8 | - | - | 51.6 |
| 50 - 100 MM | 16.0 | 9.4% | 48.9 | 6.62% | 1.77% | 60% | 10.0 | - | 5.0 | 11.0 | - | - | - | 16.0 |
| 100 - 250 MM | 16.8 | 9.8% | 49.0 | 7.29% | 1.58% | 67% | 6.8 | - | - | 16.8 | - | - | - | 16.8 |
| 250 - 500 MM | 43.2 | 25.3% | 55.2 | 6.55% | 2.28% | 59% | 43.2 | - | - | 43.2 | - | - | - | 43.2 |

STRATIFIKACIJOS ATASKAITA

Rodiklis (detalizacija pagal): **Grynoji skola/EBITDA**

Transakcijų būklė: **Aktyvios**

Filtrai: **None**

Įmonės dydis: **Visos**

Sumos: **Pozicija**

Trukmė: **Likutinė**

Palūkanos: **Vidutinė norma**

| Kategorijos | Suma (mln.) | % | Vid. svertinė trukmė (mėn.) | Vid. svertinės palūkanos | Vid. svertinis PD | Vid. svertinis LGD | Papildomi laidavimai | Vidinė reitingo klasė | | | | | | Iš viso pagal reitingus (mln.) |
|-------------|----------------|--------|-----------------------------------|--------------------------------|-------------------------|--------------------------|-------------------------|-----------------------|------------|----------|--------|-----------|-----|--------------------------------------|
| | | | | | | | | 1-2 | 3-4 | 5-6 | 7-8 | 9-10 | 11 | |
| | | | | | | | | [AAA;A-] | [BBB+;BB+] | [BB;BB-] | [B+;B] | [B-;CCC+] | D | |
| Total | 171.0 | 100.0% | 51.2 | 6.88% | 2.69% | 50% | 103.2 | 0.0 | 6.6 | 126.7 | 37.7 | 0.0 | 0.0 | 171.0 |
| Neigiama | 12.6 | 7.4% | 55.4 | 7.66% | 4.01% | 53% | 8.4 | - | 0.4 | 7.3 | 4.9 | - | - | 12.6 |
| 0 - 2x | 31.7 | 18.5% | 50.1 | 6.98% | 1.93% | 67% | 15.3 | - | 5.0 | 22.2 | 4.5 | - | - | 31.7 |
| 2 - 4x | 18.7 | 10.9% | 44.1 | 6.97% | 2.06% | 46% | 8.2 | - | 0.5 | 18.0 | 0.2 | - | - | 18.7 |
| 4 - 6x | 35.8 | 20.9% | 55.4 | 7.71% | 2.24% | 72% | 29.8 | - | - | 32.8 | 3.0 | - | - | 35.8 |
| 6 - 10x | 31.8 | 18.6% | 51.1 | 6.17% | 2.31% | 41% | 27.8 | - | 0.7 | 31.1 | - | - | - | 31.8 |
| 10 - 15x | - | 0.0% | - | - | - | - | 0.0 | - | - | - | - | - | - | - |
| >15x | 40.4 | 23.6% | 50.3 | 6.34% | 3.84% | 23% | 13.7 | - | - | 15.4 | 25.0 | - | - | 40.4 |

STRATIFIKACIJOS ATASKAITA

Rodiklis (detalizacija pagal): **Nuosavybė/Turtas**

Transakcijų būklė: **Aktyvios**

Filtrai: None

Įmonės dydis: **Visos**

Sumos: **Pozicija**

Trukmė: **Likutinė**

Palūkanos: **Vidutinė norma**

| Kategorijos | Suma (mln.) | % | Vid. svertinė trukmė (mėn.) | Vid. svertinės palūkanos | Vid. svertinis PD | Vid. svertinis LGD | Papildomi laidavimai | Vidinė reitingo klasė | | | | | | Iš viso pagal reitingus (mln.) |
|-------------|----------------|--------|-----------------------------------|--------------------------------|-------------------------|--------------------------|-------------------------|-----------------------|------------|----------|--------|-----------|-----|--------------------------------------|
| | | | | | | | | 1-2 | 3-4 | 5-6 | 7-8 | 9-10 | 11 | |
| | | | | | | | | [AAA;A-] | [BBB+;BB+] | [BB;BB-] | [B+;B] | [B-;CCC+] | D | |
| Total | 171.0 | 100.0% | 51.2 | 6.88% | 2.69% | 50% | 103.2 | 0.0 | 6.6 | 126.7 | 37.7 | 0.0 | 0.0 | 171.0 |
| Neigiama | 2.8 | 1.6% | 55.3 | 7.68% | 4.10% | 80% | 0.8 | - | - | 0.3 | 2.5 | - | - | 2.8 |
| 0 - 10% | 7.4 | 4.3% | 53.3 | 8.62% | 2.85% | 68% | 6.9 | - | - | 4.4 | 3.0 | - | - | 7.4 |
| 10% - 20% | 10.4 | 6.1% | 38.9 | 7.60% | 5.58% | 59% | 8.5 | - | - | 1.9 | 8.5 | - | - | 10.4 |
| 20% - 30% | 70.8 | 41.4% | 48.6 | 6.11% | 2.08% | 41% | 41.2 | - | 5.5 | 64.2 | 1.0 | - | - | 70.8 |
| 30% - 40% | 49.4 | 28.9% | 54.6 | 7.52% | 2.38% | 61% | 38.2 | - | 0.7 | 43.5 | 5.2 | - | - | 49.4 |
| 40% - 50% | 11.0 | 6.4% | 56.2 | 6.86% | 1.45% | 71% | 0.0 | - | - | 11.0 | - | - | - | 11.0 |
| 50% - 70% | 19.3 | 11.3% | 54.1 | 6.91% | 4.57% | 25% | 7.6 | - | 0.4 | 1.4 | 17.5 | - | - | 19.3 |

STRATIFIKACIJOS ATASKAITA

Rodiklis (detalizacija pagal): **LTV**
 Transakcijų būklė: **Aktyvios**
 Filtrai: None
 Įmonės dydis: **Visos**

Sumos: **Pozicija**
 Trukmė: **Likutinė**
 Palūkanos: **Vidutinė norma**

| Kategorijos | Suma (mln.) | % | Vid. svertinė trukmė (mėn.) | Vid. svertinės palūkanos | Vid. svertinis PD | Vid. svertinis LGD | Papildomi laidavimai | Vidinė reitingo klasė | | | | | | Iš viso pagal reitingus (mln.) |
|-------------|----------------|--------|-----------------------------------|--------------------------------|-------------------------|--------------------------|-------------------------|-----------------------|------------|----------|--------|-----------|-----|--------------------------------------|
| | | | | | | | | 1-2 | 3-4 | 5-6 | 7-8 | 9-10 | 11 | |
| | | | | | | | | [AAA;A-] | [BBB+;BB+] | [BB;BB-] | [B+;B] | [B-;CCC+] | D | |
| Total | 171.0 | 100.0% | 51.2 | 6.88% | 2.69% | 50% | 103.2 | 0.0 | 6.6 | 126.7 | 37.7 | 0.0 | 0.0 | 171.0 |
| Be užstato | 41.5 | 24.3% | 57.8 | 7.36% | 2.17% | 77% | 29.5 | - | - | 35.0 | 6.5 | - | - | 41.5 |
| 0 - 25% | 6.0 | 3.5% | 57.3 | 8.63% | 6.21% | 41% | 5.5 | - | 0.4 | 0.5 | 5.1 | - | - | 6.0 |
| 25% - 50% | 31.8 | 18.6% | 56.8 | 6.04% | 2.00% | 37% | 1.4 | - | - | 30.8 | 1.0 | - | - | 31.8 |
| 50% - 75% | 31.2 | 18.3% | 54.4 | 6.70% | 3.18% | 30% | 8.9 | - | - | 14.7 | 16.5 | - | - | 31.2 |
| 75% - 100% | 32.9 | 19.2% | 43.4 | 6.17% | 2.46% | 44% | 32.1 | - | 0.5 | 32.4 | - | - | - | 32.9 |
| 100% - 125% | 0.6 | 0.3% | 57.0 | 7.89% | 1.99% | 70% | 0.0 | - | - | 0.6 | - | - | - | 0.6 |
| 125% - 150% | - | 0.0% | - | - | - | - | 0.0 | - | - | - | - | - | - | - |
| 150% - 175% | 10.0 | 5.8% | 34.7 | 8.22% | 2.00% | 54% | 8.8 | - | - | 10.0 | - | - | - | 10.0 |
| 175% - 200% | - | 0.0% | - | - | - | - | 0.0 | - | - | - | - | - | - | - |
| >200% | 17.0 | 9.9% | 40.9 | 7.55% | 3.92% | 53% | 17.0 | - | 5.7 | 2.8 | 8.5 | - | - | 17.0 |